



Digital AeroBar[®] with Software Control

MODEL 5225

Simco-Ion's Digital AeroBar with Software Control Model 5225 is designed to handle the demanding requirements of in-tool ionization. With high ion output providing fast neutralization of electric charge on wafers, compliance is achieved of the E-78 recommended electrostatic levels for technology nodes down to 25 nm, the most stringent requirement of semiconductor manufacturers.

An aerodynamic design and cleanroom compatible materials allow the Model 5225 to deliver complete and efficient ionization in mini-environments without disrupting laminar airflow. Closed-loop feedback control is provided with the Digital Sensor, which monitors and maintains ionization performance at the wafer level, extending calibration and maintenance cycles.

The AeroBar is easily integrated with your tool, using either pre-compiled routines or open-source code examples. Seamless integration with tool interfaces means a less costly solution to ionization, in addition to the benefits of reduced maintenance cost and better alarm handling. System alerts and messages are displayed at the tool controller for easy notification alternatively, simple FMS alarm output is available.

Features





- Complete integration with tool control system
- Fully adjustable parameters for each AeroBar
- Closed-loop feedback with sensor
- Ion current monitoring
- Several lengths available including 3 specifically designed for EFEMs
- Single-crystal silicon emitter points

Benefits

- Setup, operation, & maintenance are controlled using existing tool or IonMonitor software GUI
- Fine-tune ionization for individual process requirements in each area of the tool
- Provides constant ionization performance management despite changing conditions
- More consistent ion output & stable performance
- Flexible lengths means versatility for a variety of application designs
- Industry's demonstrated cleanest emitter material, with no risk of wafer contamination from dopants or metals



Specifications

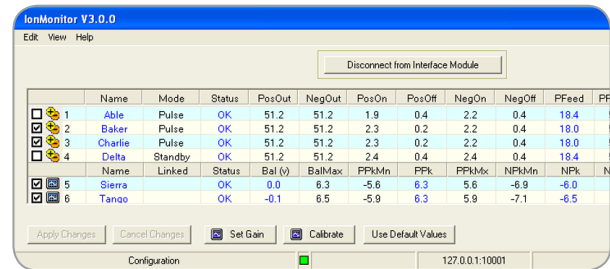
Input Voltage	24 VAC, 50/60 Hz, 1W (typ), received from the Interface Module
Control Signal	RS-485 from the Interface Module
Output Voltage	0-20 kVDC, $\pm 10\%$ for each polarity on an individual AeroBar; positive or negative output levels can be adjusted separately through GUI
Output Current	<15 μ A, current and voltage limited
Connectors	RJ-11 modular jack receptacles
Regulation	Output and balance stability is achieved by independently regulating the ion emission current of each polarity at each ionizer
Timing	Both on and off timing for each polarity are settable from 0-10 sec @ 0.1 sec increments; LEDs on the bar indicate the polarity of the ion emission
Operating Mode	Pulsed DC, steady-state DC, or standby
Alarm	Alarm activates when the bar is no longer able to maintain the preset ion output level; alarm is displayed visually by a red LED in the middle of the ionizer chassis as well as on GUI; settable threshold alarm limits for predictive maintenance
Emitter Points	Single crystal silicon, replaceable
Preventative Maintenance	Annual, semi-annual, or quarterly emitter point cleaning depending on process sensitivity and presences of AMCs in environment
Ozone	<0.005 ppm
EMI	Below background level
Cleanliness	ISO 14644-1 Class 1
Indicators	Individual red LEDs flash on for each polarity; middle red LED flashes rapidly when in alarm, all 3 LEDs blink at once when communication occurs; alarm relayed to tool GUI
Dimensions	2.1H x 1.2W x 22.4, 28.4, 35.7, 44.4, 55.6, 64.4, 75.5, or 84.4L in. (5.3H x 3.1W x 56.9, 72.1, 90.7, 112.8, 141.2, 163.6, 191.8, or 214.4 L cm)
Weight	1.5 lb (1.02 kg) for a 22 in (56.9 cm) bar (approx. 6 oz per additional ft/0.17 kg per additional 30 cm)
Material	ABS plastics, fire retardant
Warranty	Two year limited warranty
Certifications	SEMI-F47 RoHS Compliant  
Interface Module Model 5200-IM6T	
Input Voltage	24 VDC, 1.5A, $\pm 5\%$
Communication	Ethernet (RJ-45) or serial (RS-232/DB9)
Alarm Output	FMS, relay closure to ground (available on V4.0 and above)
Output Ports	Six RJ-11 ports connect to up to six Model 5225 AeroBars
Dimensions	2.9H x 2.8W x 12.4L in. (7.4H x 7.1W x 31.5L cm)
Weight	4 lb (2 kg)
Indicators	Green power on LED, yellow communication LED, red alarm LED
Certifications	RoHS Compliant  

Intelligent Integration

Simco-Ion's specially developed software eases integration into your system. Three different components are available to best suit your needs:

- A fully documented Application Programming Interface (API) minimizes integration time and cost.
- Open-source sample application in Visual C/C++ provides an example for use in developing your tool control software, or can be used as a stand-alone application on your tool controller or laptop.
- An ionizer hardware simulator allows for easy software development in the absence of ionizer hardware.

Simco-Ion's powerful software provides complete control over the ionization system. Settings include adjustments for operating modes (including pulsed DC, steady-state DC, or standby), synchronization, on-times, off-times, power output levels, and alarm thresholds for both positive and negative emitters, with independent control over each AeroBar. Sophisticated alarm and maintenance detection means less down time and costly diagnostic activity.



Simco-Ion's industry-first GUI centralizes all control and monitoring operations, simplifying operation and saving valuable time.

Closed-loop Feedback

Simco-Ion's Digital Sensor Model 5200-SR enhances the AeroBar system by monitoring ionization performance in closed environments and automatically adjusting ionization output based on the data. The sensor is the only product of its kind to create this closed-loop ionization system. Wafers are always safe from static because ionization performance is constantly monitored and maintained at optimal settings.

Ordering Information

91-5225U-xxR	AeroBar with silicon emitter points in -22, -28, -36, -44, -56, -64, -76, or -84 inch bar lengths
91-5225U-xx-SUPR	AeroBar with silicon emitter points in -22, -28, -36, -44, -56, -64, -76, or -84 inch bar lengths; single unit packaging
91-5200-IM6T-Vx.x	Interface Module Model IM6T
33-5200	100-240 VAC Transformer
91-5200-SW-Vx.x	IM6T System Software
91-5200-SR-Vx.x	Digital Sensor

SIMCO ION™
An ITW Company

DS-5225_V9 - 08/11
© 2011 Simco-Ion
All rights reserved.

Simco-Ion
Technology Group
1750 North Loop Rd., Ste 100
Alameda, CA 94502
Tel: 800.367.2452 (in USA)
Tel: 510.217.0600
ioninfo@simco-ion.com
www.simco-ion.com